




Pump	Accu-Chek®Combo (Roche)	MiniMed 640G* (Medtronic)	mylife YpsoPump (Ypsomed Ltd)
Image			
Description	System combines insulin pump with smart handset that is both a blood test meter and a bolus calculator linked via Bluetooth. Insulin Pump for users of large daily volume of Insulin. MySugr App Free of Charge for all Combo users.	Insulin Pump with SmartGuard algorithm that uses CGM data to predict and prevent hypos. Provided as standard pump or complex with integrated CGM. Integrates with Ascensia Next Link Blood Glucose meter for ease of use and to reduce error when transferring information to Bolus Wizard.	Intuitive insulin pump focused on ease-of- use and data connectivity. Links to mylife App for bolus calculations and data sharing / review
Dimensions (mm)	82.5 x 56 x 21	86 or 96 x53x25 (1.8 or 3.0mL pump)	78 x48 x16mm
Weight (g)	80 (no cartridge or battery)/ 110 incl. battery, full cartridge and infusion set	102 (3.0mL) including battery-	83g (incl battery and full cartridge)
Water Proofing (IPX8 = fully waterproof)	IPX 8 (waterproof up to a depth of 2.5m for 60mins)	IPX 8 (3.6 m for up to 24 hours)	IPX 8 (1m for 60 mins)
Reservoir/ cartridge and capacity (units)	Accu-Chek Easy-fill cartridge (315 units)	Reservoirs: 180 or 300 units	mylife Reservoir (self- filled) cartridges - 160 units OR Pre-filled NovoRapid PumpCart (160 units), currently not available in Ireland
CGM capability	N/A	It has an integrated CGM system with predictive Low Glucose suspend capability. Guardian™ 2 Link transmitter and Enlite™ sensor G3 link and sensor 3 – enabled - the sensor lasts up to 7 days and has a short warm up time of 45 minutes	N/A
Basal settings	Min: 0.05U/h Max:50U/h -24 hourly basal rates, adjustable in unit increments of 0.01 (up to 1.00 U/h), 0.05 (up to 10.0 U/h) and 0.1 (up to 50.0 U/h).-Option to set 5 basal profiles.-Temporary basal rate(TBR) can be set	Minimum: 0.025 U/hr Maximum: 35 U/h -potential for 48 Basal rates -Option for up to 8 pre-set temporary basal patterns e.g. high, 'moderate and 'low activity', work day, day off and sick	- Minimum 0.02U/h in increments of 0.01U/h - Maximum: 40U/hr - 24 hourly segments per program - 2 basal rate profiles - Temp basal – 15 minute increments for up to 24hr
Bolus settings	Delivers up to 50U 4 bolus options: quick/standard/extended bolus/ multi wave Quick bolus: 0.1/0.2/0.5/1.0/2.0U increments; for other	0.025 to 0.05 U increments -Maximum: 75U -3 personalised bolus settings: standard, dual, and square wave -Discrete remote bolus from Bayer Contour Next Link Meter (provided with pump). -Pre-set bolus options.	0.1U, 0.5U, 1.0U and 2.0U bolus increments 30U maximum Normal, extended, combination and discrete blind bolus available.
Infusion sets	Accu-Chek Flex-Link - Flexible Teflon 90° cannula (Cannula lengths 6mm, 8mm, 10mm – 22 gauge) (Tubing 30cm,60cm, 80cm). Accu-Chek Tender Link - Flexible 45° cannula (Cannula Lengths 13mm,17mm) (Tubing Lengths 30cm, 60cm, 80cm,110cm). Accu-Chek Rapid D Link -90° steel cannula available in lengths of 6mm, 8mm, 10mm, and tubing in 20/ 50/ 70/110cm lengths	<u>MiniMed</u> Mio / Quick Set/ Silhouette/ SureT -cannula lengths 6mm, 9mm 90degree & 13mm and 17mm 30 degree angle -cannula tubing length 45cm, 60cm, 80cm and 110 cm	All infusion sets rotate 360° to reduce kinks and snagging. All cannulas are inserted at 90° Soft Teflon cannulas available in 6mm and 9mm lengths – tubing available 45cm, 60cm, 80cm and 110cm. Steel cannulas available in 5.5mm and 8.5mm – tubing available in 45cm, 60cm, 80cm and 110cm.
Bolus calculator/wizard	YES	YES	YES

CHO calculator	NO	NO	NO
Missed meal bolus alert	YES	YES	NO
Button Lock	YES	YES	YES
Alarm: low battery/low reservoir/occlusion	YES	YES	YES
Bolus frequency restriction	NO	NO	NO
Programmable reminders	YES	YES	NO
Battery for pump (life expectancy where stated)	1x 1.5V AA lithium battery lasts up to 8 weeks for Pump/ 3xAAA Lithium batteries last up to 4 weeks for handset (part of service pack)	1 AA (1.5 V) battery, preferably lithium (7-14 days)	1.5 V alkaline AAA. (~ 30 days based on 50 U/day)
Pump data download	Accu-Chek 360 ¹ Diabetes Management System Accu-Chek Smart Pix Diasend	Carelink Therapy Management System Carelink Personal – for viewing at home Carelink personal – for professional viewing in the Hospital.	mylife software
Availability 24 hour Support	UK: 0800 731 22 91 Ireland: 1 800 882 351	<ul style="list-style-type: none"> • UK: 01923 205167 • Ireland: 01 5111 400 	UK based 24-hour Customer Care UK – 03448567820 Ireland - 1800 911 522